

Viega Advantix Cleviva

Design and function in
their element.



Viega Advantix Cleviva

YOU HAVE COMPLETE FREEDOM, AND VIEGA HAS JUST THE RIGHT DESIGN.

The bathroom is increasingly moving away from being a merely utilitarian wet space to being a place of genuine well-being within the home. The demand for high-end design and individuality is increasing along with the enhanced perception of the bathroom. Viega Advantix Cleviva shower channels featuring surface-guided single-point drainage always provide the right solution. The distinctive features are a flexible and elegant response to the array of technical and visual styling demands in bathroom design.

Find out more:
[viega.com/Cleviva](https://www.viega.com/Cleviva)

Creative freedom

Take inspiration from our variety of designs and choose your options to create an individual bathroom style. The high-quality inlay for the shower channel profile is available in four different versions: with one or two inlets, rectangular or circular opening.



You can choose between elegant finishes such as stainless steel (matt), champagne, anthracite or copper/gold. Other metallic colours and custom colours are available upon request.



Stainless steel, matt



Champagne
(from end of 2020)



Copper-gold
(from end of 2020)



Anthracite
(from end of 2020)

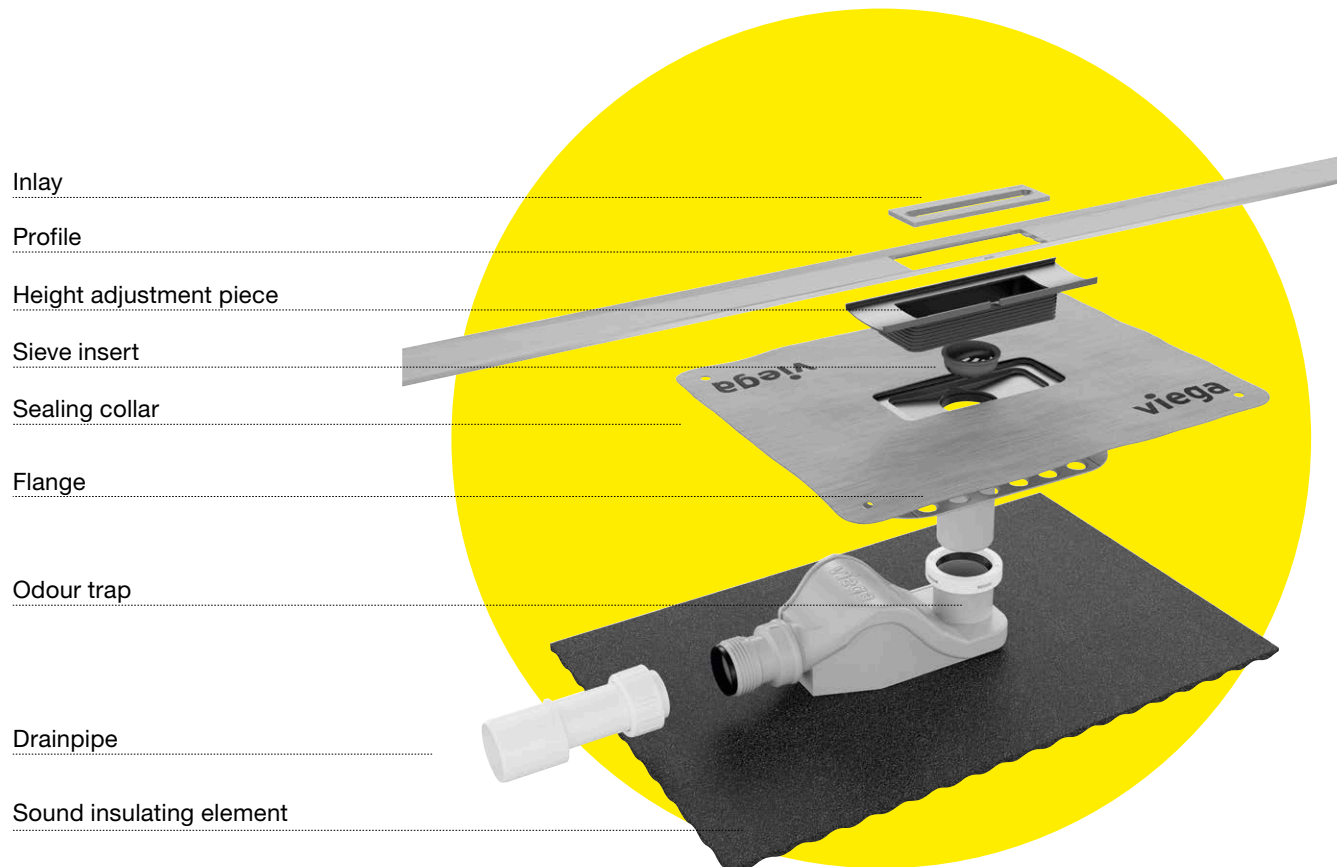


**DIN 18534
compliant**

Viega Advantix Cleviva shower channel

A CHANNEL SHOWS ITS COLOURS.

A shower channel that meets all design requirements, offering supreme, standard-compliant quality in terms of materials, safety and flexibility. Install a stunningly attractive design, featuring an incline which not only optimises water drainage but also makes cleaning very easy.



Smooth flow in every situation

Designed for surface-guided single-point drainage, the shower channel profile guarantees unhindered water flow. Alongside the standard drain for construction heights of 95 mm and more, a flat drain for refurbishments is also available with heights starting at 70 mm.

Robust materials, skilfully finished

The Viega Advantix Cleviva is flexible in installation and application, and features high-grade materials: Its 1.4301 grade stainless steel is 4 mm thick, torsion-free and bend-resistant, so cannot deform. Thanks to a special surface treatment of the shower profile, the water is guided optimally towards the single-point drain, ensuring unhindered outflow.




ALL THE BENEFITS AT A GLANCE

- Surface-guided single-point drainage for maximum hygiene
- Click-fastening factory-mounted sealing collar assures maximum safety
- Drain profile provides optimum water flow thanks to inward incline (1–2%)
- Supreme design flexibility based on interchangeable inlays and shower profile
- Custom positioning possible, suitable for wall mounting or for centred or off-centre installation
- Adjustment allows shower profiles to be shortened to optimum length
- Standard-compliant in accordance with DIN 18534 and DIN EN 1253

Viega Advantix Cleviva shower channel

CONVENIENCE AND QUALITY IN ANY POSITION.

The Viega Advantix Cleviva shower channel's range of layout options make it adaptable to any installation situation. The height and length of the shower profile can also be quickly adapted to the specific location, enabling custom shower design.



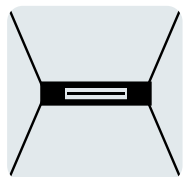
Directly on the wall

The Advantix Cleviva shower channel can be installed flush to the wall.



Off-centre positioning

Alternatively, it can be installed anywhere within the tiled area as desired.



Centred positioning

Centred positioning, in lengths ranging from 300 to 1,200 mm, can also be implemented at any time.



When hygiene becomes comfort

This shower channel by Viega is designed so that the drain profile is matched to the tiling and leaves nowhere for dirt to collect so it is no longer necessary to take out the grate. The drain profile is very easy to clean with a cloth. The inlay can be taken out by a single action in order to clean the odour trap as necessary. And the downstream sewer line can be cleaned at any time too.




Extendable shower profile

The Advantix Cleviva can be extended without limit. The Advantix Cleviva profile has a tapering surface on both ends, meaning multiple complete channels can be installed in series. Intermediate lengths can be realised by cutting the flat profile end down by a maximum of 10 cm.

Viega Advantix Cleviva shower channel

SMOOTH AND EFFICIENT NOT JUST IN ITS INSTALLATION.

Every bathroom is different. That is why Viega Advantix Cleviva shower channels are so easy to install, and can be cut precisely to length on either end.



Custom positioning

The Advantix Cleviva shower channel can be positioned anywhere in the tiled area: centred, off-centre, or directly on the wall. Thanks to the easy detachment of the reinforcement, the drain can be mounted directly on the plastered wall. The drainpipe layout can be freely adapted to the requirements of the installation situation.



Guaranteed sealing

The sealing collar is factory-fitted on a mount which simply clicks into the drain flange, securing the seal between the flange and the sealing collar. It's a benefit that tilers really appreciate.



Flexible bathroom design

The height adjustment piece equalises differences in height of as much as 30 mm. That enables minimal tile thicknesses or robust natural stone coverings to be worked. The tightest fits can be accommodated by a 3.5 mm adjustment on the long side and 5 mm on the short side, creating high-end, customised bathroom designs, perfectly realised down to the last detail.




Adaptable shower channel length

The profiles are available in lengths of 800, 1,000 and 1,200 mm, each of which can be shortened to 300 mm using a variable speed angle grinder with stainless steel cutting disc, for example. However, an unlimited number of shower channels can also optionally be installed in series. That is a design option which can be used at any time for larger rooms especially.

Viega Advantix Cleviva shower channel

THE RANGE IN OVERVIEW.

Whatever the installation situation, the Viega Advantix Cleviva shower channel can fulfil virtually any customer wishes. The set is also available as a complete channel in 800 mm, 1,000 mm and 1,200 mm lengths and 95 mm height (model: 4981.10) or as a refurbishment variant (model: 4981.11).



* Criteria: water accumulation height, design inlay and dirt trap

INT 794 767-4/20-120058 · We reserve the right to effect changes.



Viega Holding GmbH & Co. KG

Viega Platz 1
57439 Attendorn
Germany

Phone +49 (0) 2722 61-0

viega.com

