


**Advantix shower channels**

**Drainage technology**



Shower channels and accessories for bath drainage. For bonded sealing (tiled shower) with sealing mat and mounting adhesive. For wall and floor mounting. Installation heights from 25 to 200 mm. Various material and design versions.

**Advantix Cleviva shower channels**

Vertical or horizontal outlet, mounting height from 25, 70 and 95 mm each, length of grates from 800 to 1200 mm

**Advantix shower channels**

Grate lengths from 750 to 1200 mm, grate and base unit from stainless steel 1.4301, sealing flange sand-coated, max. load capacity 300 kg, with removable odour trap.

**Advantix Vario**

Base unit can be cut to any length from 300 to 1200 mm, length, height and shape variable, made of high-quality plastic, with standing grate.

**Advantix corner drains**

Frame height and laterally adjustable, grate and base unit from stainless steel 1.4301, max. load capacity 300 kg, with removable immersion pipe.

**Note**

Use of the products for areas of application and media other than those described must be agreed in consultation with Viiega! Plastic products made from PP (polypropylene) are environmentally compatible and offer the best properties for domestic wastewater. Hot water heated only briefly to max. 95 °C may be discharged via the odour traps! Do not use chemical cleaning agents to remove pipe blockages! Use only mild cleaning agents for the surfaces! Detailed information about applications, restrictions and national standards and directives can be found in the product information, either printed or on the Viiega website.

**Subject to change without prior notice!**

Latest Z- and installation dimensions as well as further technical information can be found on the Viiega website and have to be checked before purchase, planning, construction work and use. Our products are continuously optimised.

This product description contains important information on choice of product and system, mounting, commissioning as well as intended use and, if required, on maintenance measures. This information on products, their features and application techniques is based on currently valid standards in Europe (e.g. EN) and/or in Germany (e.g. DIN/DVGW). Some passages in the text may refer to technical regulations in Europe/Germany. These should be considered as recommendations for other countries where no corresponding national requirements exist. The relevant national laws, standards, regulations, directives and other technical provisions take priority over the German/European directives specified in this product description: The information herein is not binding for other countries and regions and should be understood as recommendation.

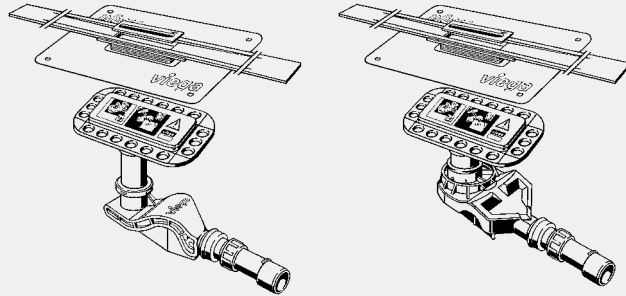
## TABLE OF CONTENTS

Overview of Advantix Cleviva shower channels	4
<b>Advantix Cleviva shower channels</b>	
Installation height from 95 mm	5
Advantix Cleviva shower channels accessories	6
Overview of Advantix shower channels	8
<b>Advantix shower channels</b>	
Advantix shower channel installation height from 95 mm, complete models	9
Advantix shower channel base unit	9
Installation height from 95 mm	10
Advantix shower channels accessories	11
Overview of Advantix Vario shower channels	14
<b>Advantix Vario shower channels</b>	
Installation height from 95 mm	15
Advantix Vario shower channels accessories	15
Overview of Advantix Vario shower channels for the wall	18
<b>Advantix Vario shower channels wall</b>	
Installation height from 90 mm	19
Advantix Vario shower channels accessories wall	19

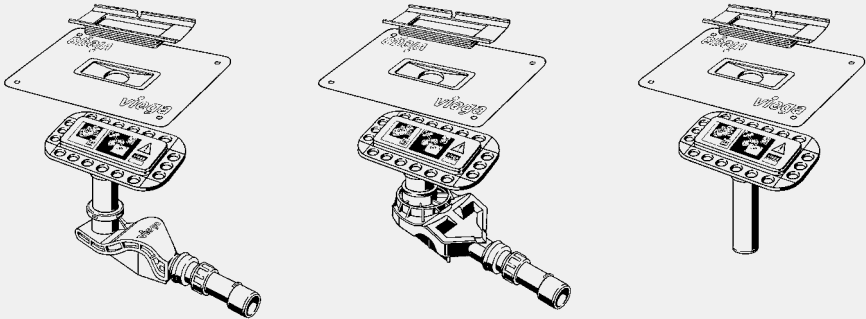

**GTIN-Code (Global Trade Item Number previously EAN-code)**

The GTIN number consists of the constant manufacturer number 4015211 and the six-digit article number, in this example 305 611. The exchange of the last six digits for the article number reveals the GTIN code.

OVERVIEW OF ADVANTIX CLEVIVA SHOWER CHANNELS




4981.10  
4981.11



4981.80  
4981.81  
4981.90



4981.30 800 mm  
4981.31 1000 mm  
4981.32 1200 mm



4981.50 Visign C1  
4981.60 Visign C2

**ADVANTIX CLEVIVA SHOWER CHANNELS**  
**INSTALLATION HEIGHT FROM 95 MM**


**Advantix Cleviva Shower channel with Advantix inlay Visign C1**  
 - for bonded sealing (tiled shower), self-levelling coating  
 - stainless steel 1.4301



**Components**  
 shower channel profile, inlay, odour trap, mounting flange, pre-assembled sealing collar, height adjustment piece, drain pipe, sieve insert, fixing set

**Technical data**  
 load class K=300 kg  
 water seal height 50 mm  
 drainage capacity accumulation height 10 mm (in accordance with EN 1253) 0.5–0.65 l/s  
 drainage capacity accumulation height 20 mm (in accordance with EN 1253) 0.55–0.7 l/s

**Note**  
 The indicated drainage capacity will be reached with sieve insert.

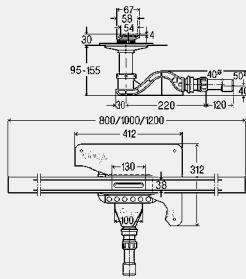
This drain model does not allow for adequate screed covering due to the high position of the connection pipe. This has to be taken into account by the planning specialist in good time. A possible on-site solution with regard to the tile size and/or possible casting with epoxy resin must be considered in planning!

quality controlled in accordance with DIN EN 1253

**Model 4981.10**

L	CH	DN	Version	PU	Article	DG
800	95–155	40/50	brushed	1	<b>794 460</b>	90
1000	95–155	40/50	brushed	1	<b>794 477</b>	90
1200	95–155	40/50	brushed	1	<b>794 484</b>	90

CH = construction height



**Advantix Cleviva Shower channel base unit**  
 - for bonded sealing (tiled shower), self-levelling coating

**Components**  
 odour trap, mounting flange, pre-assembled sealing collar, height adjustment piece, drain pipe, sieve insert

**Technical data**  
 load class K=300 kg  
 water seal height 50 mm  
 drainage capacity accumulation height 10 mm (in accordance with EN 1253) 0.5–0.65 l/s  
 drainage capacity accumulation height 20 mm (in accordance with EN 1253) 0.55–0.7 l/s

**Note**  
 The indicated drainage capacity will be reached with sieve insert.

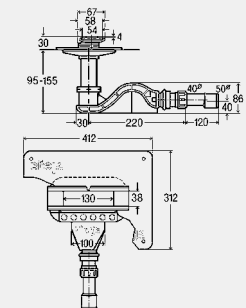
This drain model does not allow for adequate screed covering due to the high position of the connection pipe. This has to be taken into account by the planning specialist in good time. A possible on-site solution with regard to the tile size and/or possible casting with epoxy resin must be considered in planning!

quality controlled in accordance with DIN EN 1253

**Model 4981.80**

CH	DN	PU	Article	DG
95–155	40/50	1	<b>794 408</b>	90

CH = construction height



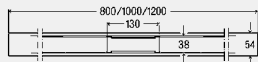


## ADVANTIX CLEVIVA SHOWER CHANNELS ADVANTIX CLEVIVA SHOWER CHANNELS ACCESSORIES



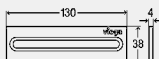
### Advantix Cleviva Shower channel profile

- suitable for Advantix Cleviva shower channel base unit model 4981.80
- stainless steel 1.4301



Model	L	Version	PU	Article	DG
4981.30	800	stainless steel brushed	1	794 118	90
4981.30	800	stainless steel copper/gold-coloured brushed	1	794 262 <sup>1</sup>	90
4981.30	800	stainless steel champagne brushed	1	794 279 <sup>1</sup>	90
4981.30	800	stainless steel black brushed	1	794 224 <sup>1</sup>	90
4981.30	800	stainless steel gold-coloured brushed	1	794 248 <sup>1</sup>	90
4981.31	1000	stainless steel brushed	1	794 125	90
4981.31	1000	stainless steel copper/gold-coloured brushed	1	794 323 <sup>1</sup>	90
4981.31	1000	stainless steel champagne brushed	1	794 330 <sup>1</sup>	90
4981.31	1000	stainless steel black brushed	1	794 286 <sup>1</sup>	90
4981.31	1000	stainless steel gold-coloured brushed	1	794 309 <sup>1</sup>	90
4981.32	1200	stainless steel brushed	1	794 132	90
4981.32	1200	stainless steel copper/gold-coloured brushed	1	794 385 <sup>1</sup>	90
4981.32	1200	stainless steel champagne brushed	1	794 392 <sup>1</sup>	90
4981.32	1200	stainless steel black brushed	1	794 347 <sup>1</sup>	90
4981.32	1200	stainless steel gold-coloured brushed	1	794 361 <sup>1</sup>	90

<sup>1)</sup> PVD-coated



### Advantix Cleviva Shower channel inlay


#### Visign C1 single inlet opening

- suitable for Advantix Cleviva shower channel base unit model 4981.80
- stainless steel 1.4301

#### Model 4981.50

Version	PU	Article	DG
stainless steel brushed	1	794 095	90
stainless steel copper/gold-coloured brushed	1	794 040 <sup>1</sup>	90
stainless steel champagne brushed	1	794 156 <sup>1</sup>	90
stainless steel black brushed	1	794 002 <sup>1</sup>	90
stainless steel gold-coloured brushed	1	794 026 <sup>1</sup>	90

<sup>1)</sup> PVD-coated



### Advantix Cleviva Shower channel inlay

#### Visign C2 double inlet opening

- suitable for Advantix Cleviva shower channel base unit model 4981.80
- stainless steel 1.4301

#### Model 4981.60

Version	PU	Article	DG
stainless steel brushed	1	794 101	90
stainless steel copper/gold-coloured brushed	1	794 200 <sup>1</sup>	90
stainless steel champagne brushed	1	794 217 <sup>1</sup>	90
stainless steel black brushed	1	794 163 <sup>1</sup>	90
stainless steel gold-coloured brushed	1	794 187 <sup>1</sup>	90

<sup>1)</sup> PVD-coated


**Advantix Sound protection element**

- for Advantix bath and floor drains
- ageing resistant and permanently elastic, dynamic stiffness  $\leq 30 \text{ MN/m}^3$
- certified sound protection in accordance with DIN 4109:2016 and VDI 4100

CE-conform

**Model 4914.90**

L	B	H	PU	Article	DG
500	350	3	1	<b>790 448</b>	72
500	350	8	1	<b>791 650</b>	72

B = width


**Drain pipe**

- for connection to the wastewater system, plug-in connection to UK pipe connection (Inch)
- adhesive

**Model 4981.87**

DN	internal-Ø	PU	Article	DG
40/50	43	1	<b>794 897</b>	90

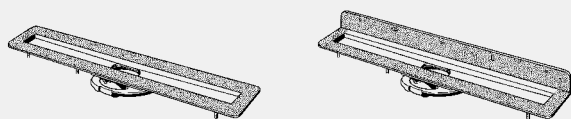

**Waste elbow 45°**

- for connection to the wastewater system
- non-adhesive

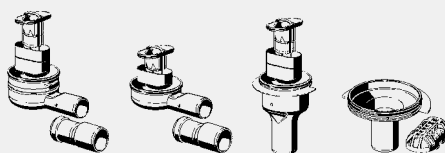
**Model 6162.99**

DN	PU	Article	DG
40/50	1	<b>719 265</b>	10

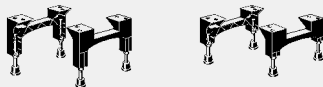
OVERVIEW OF ADVANTIX SHOWER CHANNELS



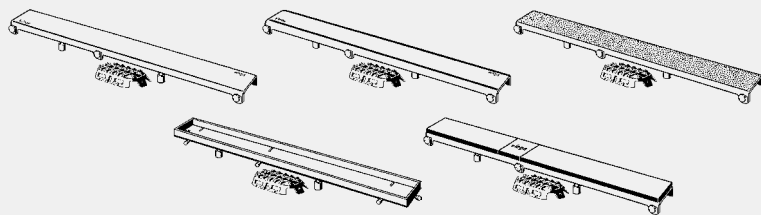
4982.10  
4982.20



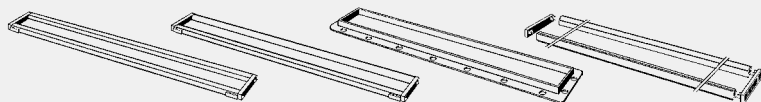
4982.92  
4982.93  
4982.94  
4982.83



4982.90  
4982.91



4982.50 / (ER 10)  
4982.51 / (ER 10)  
4982.60 / (ER 11)  
4982.61 / (ER 11)  
4982.71 / (ER 12)  
4982.70 / (ER 13)  
4982.80 / (ER 14)  
4982.81 / (ER 14)



4982.30  
4982.40  
4982.45  
4982.96



**ADVANTIX SHOWER CHANNELS**
**ADVANTIX SHOWER CHANNEL INSTALLATION HEIGHT FROM 95 MM, COMPLETE MODELS**

**Advantix Shower channel  
with Advantix grate Visign ER10**

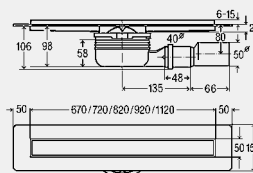
- for bonded sealing (tiled shower) or sealing lane
- stainless steel 1.4301

**Components**

sand-coated sealing flange, polished grate, adjusting feet set, removable odour trap, cleaning possibility for connection line, rotatable drain DN40, adapter to DN50, sieve insert

**Technical data**

- load class K=300 kg
- water seal height 50 mm
- drainage capacity accumulation height 10 mm (in accordance with EN 1253) 0.5 l/s
- drainage capacity accumulation height 20 mm (in accordance with EN 1253) 0.55 l/s

**Model 4983.10**


L	PU	Article	DG
750	1/19	<b>753 153</b>	90
800	1/19	<b>753 160</b>	90
900	1/19	<b>753 177</b>	90
1000	1/19	<b>753 184</b>	90
1200	1/19	<b>753 191</b>	90


**Advantix Shower channel  
with Advantix grate Visign ER13**

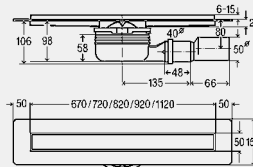
- for bonded sealing (tiled shower) or sealing lane
- stainless steel 1.4301

**Components**

sand-coated sealing flange, grate tileable, adjusting feet set, removable odour trap, cleaning possibility for connection line, rotatable drain DN40, adapter to DN50, sieve insert

**Technical data**

- load class K=300 kg
- water seal height 50 mm
- drainage capacity accumulation height 10 mm (in accordance with EN 1253) 0.5 l/s
- drainage capacity accumulation height 20 mm (in accordance with EN 1253) 0.55 l/s

**Model 4983.20**


L	PU	Article	DG
750	1/19	<b>753 207</b>	90
800	1/19	<b>753 214</b>	90
900	1/19	<b>753 221</b>	90
1000	1/19	<b>753 238</b>	90
1200	1/19	<b>753 245</b>	90

**ADVANTIX SHOWER CHANNELS**
**ADVANTIX SHOWER CHANNEL BASE UNIT**

**Advantix Shower channel base unit**

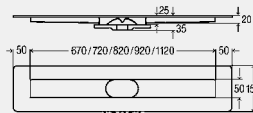
- for bonded sealing (tiled shower) or sealing lane
- stainless steel 1.4301

**Components**

sand-coated sealing flange, channel drain connection

**Technical data**

- load class K=300 kg
- quality controlled in accordance with DIN EN 1253

**Model 4982.10**


L	PU	Article	DG
750	1	<b>736 965</b>	90
800	1	<b>736 972</b>	90
900	1	<b>736 989</b>	90
1000	1	<b>736 996</b>	90
1200	1	<b>737 009</b>	90



**Advantix Shower channel base unit wall**

- for bonded sealing (tiled shower) or sealing lane
- stainless steel 1.4301

**Components**

angled sand-coated sealing flange for wall mounting, channel drain connection

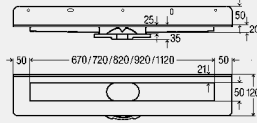
**Technical data**

load class K=300 kg

**Note**

The material thickness of the flange on the wall is 4.5 mm incl. sound protection tape.  
quality controlled in accordance with DIN EN 1253

**Model 4982.20**



L	PU	Article	DG
750	1	737 016	90
800	1	737 023	90
900	1	737 030	90
1000	1	737 047	90
1200	1	737 054	90

**ADVANTIX SHOWER CHANNELS  
INSTALLATION HEIGHT FROM 95 MM**



**Advantix Shower channel odour trap**

- for installation height from 95 mm
- can be shortened after installation as reconstruction model

**Components**

removable odour trap, cleaning possibility for connection line, rotatable drain DN40, adapter to DN50

**Technical data**

water seal height 50 mm

drainage capacity accumulation height 10 mm (in accordance with EN 1253) 0.5 l/s

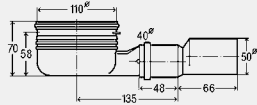
drainage capacity accumulation height 20 mm (in accordance with EN 1253) 0.55 l/s

**Note**

This drain model in its lowest installation version does not allow for adequate screed covering around the connection pipe. This has to be taken into account by the planning specialist in good time. A possible on-site solution with regard to the tile size and/or possible casting with epoxy resin must be considered in planning!

quality controlled in accordance with DIN EN 1253

**Model 4982.92**



PU	Article	DG
1	737 573	90



**Advantix Shower channel adjusting feet set**

**Model 4982.90**


CH	QS	PU	Article	DG
95-160	2	1	737 559	90

CH = construction height  
QS = Quantity per set

**ADVANTIX SHOWER CHANNELS**  
**ADVANTIX SHOWER CHANNELS ACCESSORIES**

**Advantix Shower channel mounting frame angular contour**


- for flooring height of 8–20 mm (tile + adhesive)
- brushed
- suitable for Advantix shower channel grate Visign ER10 model 4982.50, 4982.51, Advantix shower channel grate Visign ER13 model 4982.70, Advantix shower channel grate Visign ER12 model 4982.71, Advantix shower channel grate Visign ER14 model 4982.80, 4982.81
- stainless steel 1.4301
- height-adjustable


**Model 4982.30**

L	Version	PU	Article	DG
750	brushed	1	<b>736 804</b>	90
800	brushed	1	<b>736 811</b>	90
900	brushed	1	<b>736 828</b>	90
1000	brushed	1	<b>736 835</b>	90
1200	brushed	1	<b>736 842</b>	90


**Advantix Shower channel mounting frame round contour**

- for flooring height of 8–20 mm (tile + adhesive)
- brushed
- suitable for Advantix shower channel grate Visign ER11 model 4982.60, 4982.61, Advantix shower channel grate Visign ER13 model 4982.70, Advantix shower channel grate Visign ER12 model 4982.71, Advantix shower channel grate Visign ER14 model 4982.80, 4982.81
- stainless steel 1.4301
- height-adjustable


**Model 4982.40**

L	Version	PU	Article	DG
750	brushed	1	<b>737 061</b>	90
800	brushed	1	<b>737 078</b>	90
900	brushed	1	<b>737 085</b>	90
1000	brushed	1	<b>737 092</b>	90
1200	brushed	1	<b>737 108</b>	90


**Advantix Shower channel accessory set**

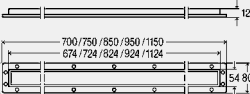
- for natural stone covering 23–36 mm
- brushed
- suitable for Advantix shower channel mounting frame model 4982.30, 4982.40

**Model 4982.96**

Version	PU	Article	DG
brushed	1	<b>745 400</b>	90


**Advantix Shower channel mounting frame**

- for all Advantix shower channel grates, flooring height of 12–15 mm (tile + adhesive)
- brushed
- stainless steel 1.4301

**Model 4982.45**


L	Version	PU	Article	DG
750	brushed	1	<b>745 356</b>	90
800	brushed	1	<b>745 363</b>	90
900	brushed	1	<b>745 370</b>	90
1000	brushed	1	<b>745 387</b>	90
1200	brushed	1	<b>745 394</b>	90



**Advantix Shower channel grate**

**Visign ER10**

**angular contour**

- for flooring height of 6–15 mm (tile + adhesive)
- stainless steel 1.4301
- height-adjustable

**Components**

adjusting feet set, sieve insert

Model	L	Version	PU	Article	DG
4982.50	750	brushed	1	737 153	90
4982.50	800	brushed	1	737 160	90
4982.50	900	brushed	1	737 177	90
4982.50	1000	brushed	1	737 184	90
4982.50	1200	brushed	1	737 191	90
4982.51	750	polished	1	737 207	90
4982.51	800	polished	1	737 214	90
4982.51	900	polished	1	737 221	90
4982.51	1000	polished	1	737 238	90
4982.51	1200	polished	1	737 245	90



**Advantix Shower channel grate**

**Visign ER11**

**round contour**

- for flooring height of 6–15 mm (tile + adhesive)
- stainless steel 1.4301
- height-adjustable

**Components**

adjusting feet set, sieve insert

Model	L	Version	PU	Article	DG
4982.60	750	brushed	1	737 252	90
4982.60	800	brushed	1	737 269	90
4982.60	900	brushed	1	737 276	90
4982.60	1000	brushed	1	737 283	90
4982.60	1200	brushed	1	737 290	90
4982.61	750	polished	1	737 306*	90
4982.61	800	polished	1	737 313*	90
4982.61	900	polished	1	737 320*	90
4982.61	1000	polished	1	737 337*	90
4982.61	1200	polished	1	737 344*	90

\* = Discontinued, limited availability



**Advantix Shower channel grate**

**Visign ER12**

- for gluing on a covering of tiles or natural stone at any height
- stainless steel 1.4301
- height-adjustable

**Components**

adjusting feet set, sieve insert, sand-coated sealing flange

**Model 4982.71**

L	PU	Article	DG
750	1	737 405	90
800	1	737 412	90
900	1	737 429	90
1000	1	737 436	90
1200	1	737 443	90


**Advantix Shower channel grate**
**Visign ER13**

- for insertion of a surface of tile or natural stone of any height
- stainless steel 1.4301
- height-adjustable, surrounding frame 10 mm

**Components**

adjusting feet set, sieve insert

**Model 4982.70**

L	PU	Article	DG
750	1	<b>737 351</b>	90
800	1	<b>737 368</b>	90
900	1	<b>737 375</b>	90
1000	1	<b>737 382</b>	90
1200	1	<b>737 399</b>	90


**Advantix Shower channel grate**
**Visign ER14**

- for flooring height of 6–18 mm (tile + adhesive)
- tempered glass (TG)
- height-adjustable

**Components**

adjusting feet set, sieve insert, stainless steel element squared

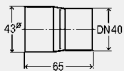
Model	L	Version	PU	Article	DG
<b>4982.81</b>	750	glass clear/light grey	1	<b>737 504</b>	90
<b>4982.81</b>	800	glass clear/light grey	1	<b>737 511</b>	90
<b>4982.81</b>	900	glass clear/light grey	1	<b>737 528</b>	90
<b>4982.81</b>	1000	glass clear/light grey	1	<b>737 535</b>	90
<b>4982.81</b>	1200	glass clear/light grey	1	<b>737 542</b>	90
<b>4982.80</b>	750	glass clear/black	1	<b>737 450</b>	90
<b>4982.80</b>	800	glass clear/black	1	<b>737 467</b>	90
<b>4982.80</b>	900	glass clear/black	1	<b>737 474</b>	90
<b>4982.80</b>	1000	glass clear/black	1	<b>737 481</b>	90
<b>4982.80</b>	1200	glass clear/black	1	<b>737 498</b>	90


**Adapter**

- for connection to UK pipe connection (Inch)
- adhesive

**Note**

Suitable for all Advantix shower channels, Advantix bath and floor drains as well as drains for bathtubs and showers with threaded connection DN40.

**Model 4982.11**


DN	internal-Ø	PU	Article	DG
40	38.1	1	<b>759 155</b>	90


**Advantix Mounting adhesive**

- for Advantix shower channel made of stainless steel, Advantix corner drain, ultra-flat bath drain with Schlüter-KERDI sealing collar

**Model 4938.22**

contents [ml]	PU	Article	DG
290	1	<b>571 788</b>	72


**Advantix Sealing tape**

- for Advantix shower channel made of stainless steel

**Model 4964.95**

L	B	H	PU	Article	DG
5000	125	0.1	1	<b>619 121</b>	90

B = width


**Advantix Extension set**

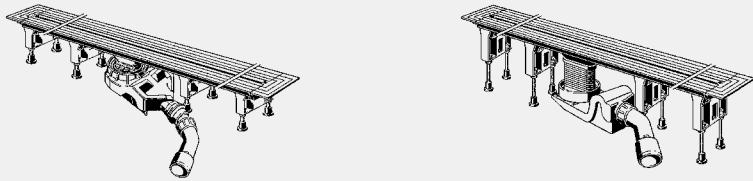
- for Advantix shower channel grate, extension (15–25 mm) when using natural stone covering

**Model 4971.70**

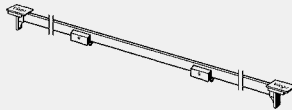
QS	PU	Article	DG
8	1	<b>593 933</b>	90

QS = Quantity per set

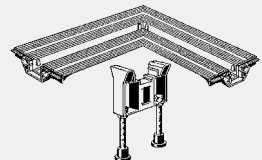
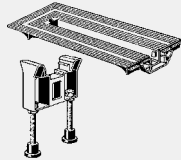

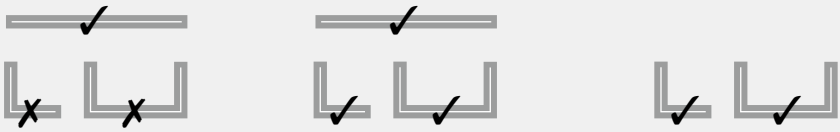
OVERVIEW OF ADVANTIX VARIO SHOWER CHANNELS



4966.10  
4965.10

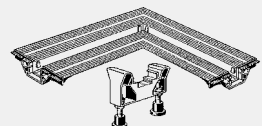
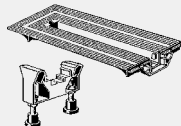


4965.30 Visign SR1

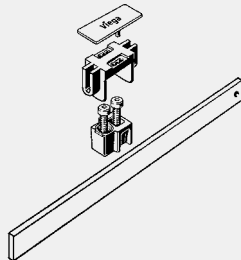


4965.12

4965.16  
4966.16



4965.14  
4966.14



4965.50  
4965.60 Visign SR1  
4965.51

**ADVANTIX VARIO SHOWER CHANNELS**  
**INSTALLATION HEIGHT FROM 95 MM**

**Advantix Vario Shower channel base unit**  
**continuously cut to length**

- for bonded sealing (tiled shower) or sealing lane
- plastic high-quality

**Components**

adjusting feet set, closing caps, drain set with good self-cleaning property, height-adjustable standing grate holder, height adjustment piece, sealing flange, sealing accessories, saw guide

**Technical data**

water seal height 50 mm

drainage capacity accumulation height 10 mm (in accordance with EN 1253) 0.4 l/s

drainage capacity accumulation height 20 mm (in accordance with EN 1253) 0.8 l/s

**Note**

This drain model in its lowest installation version does not allow for adequate screed covering around the connection pipe. This has to be taken into account by the planning specialist in good time. A possible on-site solution with regard to the tile size and/or possible casting with epoxy resin must be considered in planning!

quality controlled in accordance with DIN EN 1253

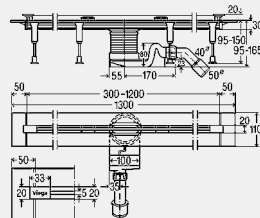
**Model 4965.10**

L	CH	DN	PU	Article	DG
300-1200	95-150	40/50	1	<b>686 277</b>	90

CH = construction height


**DESIGN PLUS**

powered by ISH


**ADVANTIX VARIO SHOWER CHANNELS**  
**ADVANTIX VARIO SHOWER CHANNELS ACCESSORIES**

**Advantix Vario Shower channel standing grate**
**Components**

mounting accessories, sieve insert

Model	Visign	L	Version	PU	Article	DG
<b>4965.30</b>	SR1	300-1200	brushed	1	<b>686 284</b>	90
<b>4965.31</b>	SR2	300-1200	polished	1	<b>686 291</b>	90
<b>4965.32</b>	SR3	300-1200	black	1	<b>711 870</b>	90
<b>4965.33</b>	SR4	300-1200	white	1	<b>711 887</b>	90


**Advantix Vario Shower channel accessory set**

- for natural stone covering 20-33 mm (tile + adhesive)

**Model 4965.80**

QS	PU	Article	DG
2	1	<b>686 321</b>	90

QS = Quantity per set


**Advantix Vario Connection piece**

- for connection of two shower channels

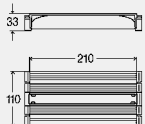
- suitable for Advantix Vario shower channel base unit model 4965.10

- plastic high-quality

**Model 4965.12**

L	B	PU	Article	DG
210	110	1	<b>708 917</b>	90

B = width







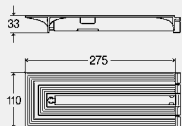
**Advantix Vario End closing piece**

- for extension
- suitable for Advantix Vario shower channel base unit model 4965.10
- plastic high-quality

**Components**

adjusting foot, spacer, sealing tape, mounting accessories

**Model 4965.16**



L	B	PU	Article	DG
275	110	1	<b>708 931</b>	90

B = width



**Advantix Vario End closing piece**

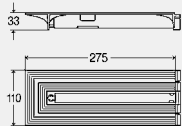
**70 mm (reconstruction model)**

- for extension
- plastic high-quality

**Components**

adjusting foot, spacer, sealing tape, mounting accessories

**Model 4966.16**



L	B	PU	Article	DG
275	110	1	<b>721 695</b>	90

B = width



**Advantix Vario Connection piece**

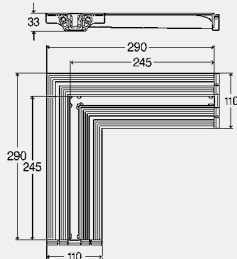
**90°**

- for connection of two shower channels
- suitable for Advantix Vario shower channel base unit model 4965.10
- plastic high-quality

**Components**

adjusting foot, spacer, sealing tape, mounting accessories

**Model 4965.14**



L1	L2	B	PU	Article	DG
290	290	110	1	<b>708 924</b>	90

B = width



**Advantix Vario Connection piece**

**90°**

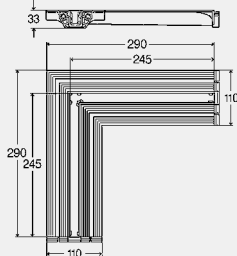
**70 mm (reconstruction model)**

- for connection of two shower channels
- plastic high-quality

**Components**

adjusting foot, spacer, sealing tape, mounting accessories

**Model 4966.14**



L1	L2	B	PU	Article	DG
290	290	110	1	<b>721 688</b>	90

B = width


**Advantix Vario Shower channel standing grate set**

- suitable for Advantix Vario connection piece 90° model 4965.14, Advantix Vario end closing piece model 4965.16, Advantix Vario connection piece 90° model 4966.14, Advantix Vario end closing piece model 4966.16
- stainless steel 1.4301

**Components**

mounting accessories

Model	Visign	L	Version	PU	Article	DG
4965.60	SR1	200	brushed	1	711 832	90
4965.61	SR2	200	polished	1	711 849	90
4965.62	SR3	200	black	1	711 856	90
4965.63	SR4	200	white	1	711 863	90


**Advantix Vario Accessory set**

- suitable for Advantix Vario connection piece model 4965.12, Advantix Vario connection piece 90° model 4965.14, Advantix Vario end closing piece model 4965.16, Advantix Vario connection piece 90° model 4966.14, Advantix Vario end closing piece model 4966.16

**Model 4965.50**

Version	PU	Article	DG
brushed	1	711 795	90
polished	1	711 801	90
black	1	711 818	90
white	1	711 825	90


**Advantix Vario Accessory set**

- suitable for Advantix Vario connection piece 90° model 4965.14, 4966.14

**Model 4965.51**

Version	PU	Article	DG
brushed	1	711 788	90
polished	1	711 757	90
black	1	711 771	90
white	1	711 764	90


**Advantix Vario Accessory set**

- for natural stone covering 20–33 mm (tile + adhesive)
- suitable for Advantix Vario accessory set model 4965.50, Advantix Vario shower channel standing grate set model 4965.60, 4965.61, 4965.62, 4965.63

**Model 4965.40**

Version	PU	Article	DG
	1	711 894	90


**Advantix Vario Accessory set**

- for natural stone covering 20–33 mm (tile + adhesive)
- suitable for Advantix Vario accessory set model 4965.51

**Model 4965.44**

Version	PU	Article	DG
	1	711 900	90

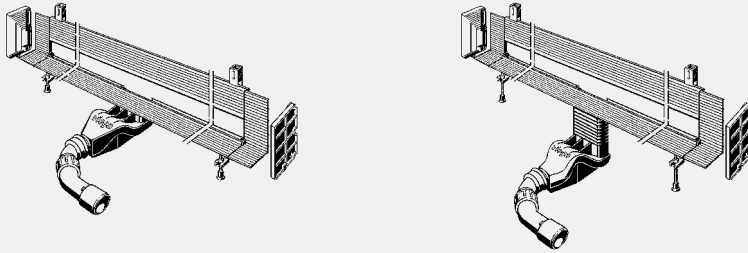

**Advantix Vario Cleaning device**

- for plunger

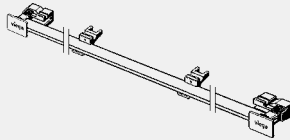
**Model 4965.91**

Version	PU	Article	DG
	1	689 711	90

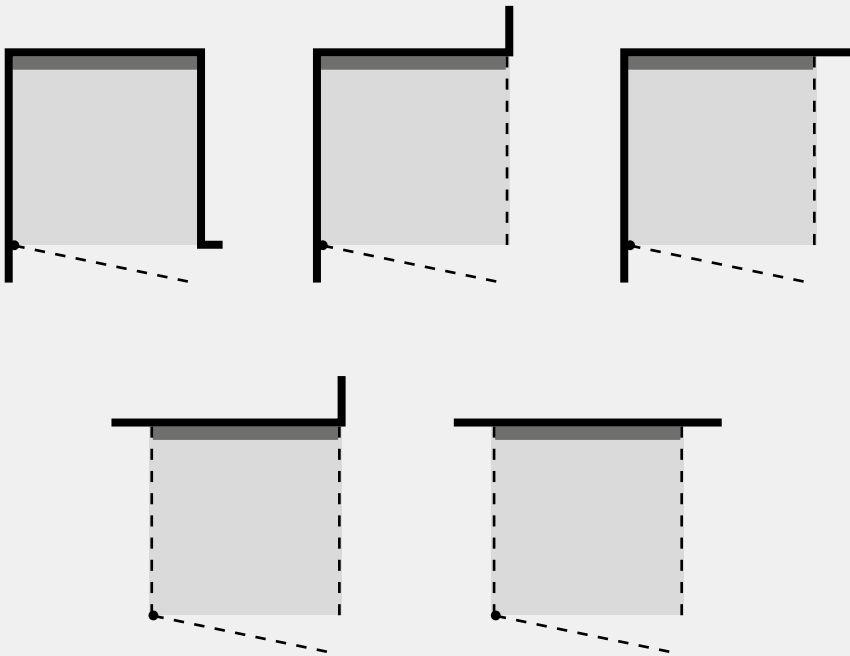
OVERVIEW OF ADVANTIX VARIO SHOWER CHANNELS FOR THE WALL



4968.10  
4967.10



4967.30 Visign SR1



**ADVANTIX VARIO SHOWER CHANNELS WALL  
INSTALLATION HEIGHT FROM 90 MM**

**Advantix Vario Shower channel base unit  
wall**
**continuously cut to length**

- for bonded sealing (tiled shower) or sealing lane
- plastic high-quality

**Components**

adjusting feet set, 4 closing pieces, drain set with good self-cleaning property, tile finishing strip flexibly adaptable, removable sieve insert, tile protection and control tool, cleaning brush, sealing flange, sealing accessories, saw guide

**Technical data**

water seal height 50 mm

drainage capacity accumulation height 10 mm (in accordance with EN 1253) 0.45 l/s

drainage capacity accumulation height 20 mm (in accordance with EN 1253) 0.6–0.75 l/s

install depth 25 mm

**Note**

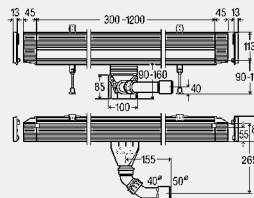
This drain model in its lowest installation version does not allow for adequate screed covering around the connection pipe. This has to be taken into account by the planning specialist in good time. A possible on-site solution with regard to the tile size and/or possible casting with epoxy resin must be considered in planning!

quality controlled in accordance with DIN EN 1253

**Model 4967.10**

L	CH	DN	PU	Article	DG
300–1200	90–160	40/50	1	<b>736 552</b>	90

CH = construction height


**ADVANTIX VARIO SHOWER CHANNELS WALL  
ADVANTIX VARIO SHOWER CHANNELS ACCESSORIES WALL**

**Advantix Vario Shower channel standing grate  
wall**

- suitable for Advantix Vario shower channel base unit wall model 4967.10
- stainless steel 1.4301

**Components**

mounting accessories

Model	Visign	L	Version	PU	Article	DG
<b>4967.30</b>	SR1	300–1200	brushed	1	<b>736 569</b>	90
<b>4967.31</b>	SR2	300–1200	polished	1	<b>736 576</b>	90
<b>4967.32</b>	SR3	300–1200	black	1	<b>736 583</b>	90
<b>4967.33</b>	SR4	300–1200	white	1	<b>736 590</b>	90

**Advantix Vario Shower channel accessory set  
wall**

- suitable for Advantix Vario shower channel standing grate wall model 4967.30, 4967.31, 4967.32, Advantix Vario shower channel standing grate model 4967.33

**Model 4967.86**

L	Version	PU	Article	DG
300–1200	brushed	1	<b>736 606</b>	90
300–1200	polished	1	<b>736 613</b>	90
300–1200	black	1	<b>736 620</b>	90
300–1200	white	1	<b>736 637</b>	90



