


DRAINAGE TECHNOLOGY

Advantix shower channels



Shower channels and accessories for bath drainage. For bonded sealing (tiled shower) with sealing mat and mounting adhesive. For wall and floor mounting. Installation heights from 0 to 200 mm. Various material and design versions.

Advantix Cleviva shower channels

Vertical or horizontal outlet, mounting height from 0, 70 and 95 mm each, length of grates from 800 to 1200 mm

Advantix shower channels

Grate lengths from 750 to 1200 mm, grate and base unit from stainless steel 1.4301, sealing flange sand-coated, max. load capacity 300 kg, with removable odour trap.

Advantix Vario

Base unit can be cut to any length from 300 to 1200 mm, length, height and shape variable, made of high-quality plastic, with standing grate.

Advantix corner drains

Frame height and laterally adjustable, grate and base unit from stainless steel 1.4301, max. load capacity 300 kg, with removable immersion pipe.

Note

Use of the products for areas of application and media other than those described must be agreed in consultation with Viega! Plastic products made from PP (polypropylene) are environmentally compatible and offer the best properties for domestic wastewater. Hot water heated only briefly to max. 95 °C may be discharged via the odour traps! Do not use chemical cleaning agents to remove pipe blockages! Use only mild cleaning agents for the surfaces! Detailed information about applications, restrictions and national standards and directives can be found in the product information, either printed or on the Viega website.

Subject to change without prior notice!

Latest Z- and installation dimensions as well as further technical information can be found on the Viega website and have to be checked before purchase, planning, construction work and use. Our products are continuously optimised.

This product description contains important information on choice of product and system, mounting, commissioning as well as intended use and, if required, on maintenance measures. This information on products, their features and application techniques is based on currently valid standards in Europe (e.g. EN) and/or in Germany (e.g. DIN/DVGW). Some passages in the text may refer to technical regulations in Europe/Germany. These should be considered as recommendations for other countries where no corresponding national requirements exist. The relevant national laws, standards, regulations, directives and other technical provisions take priority over the German/European directives specified in this product description: The information herein is not binding for other countries and regions and should be understood as recommendation.

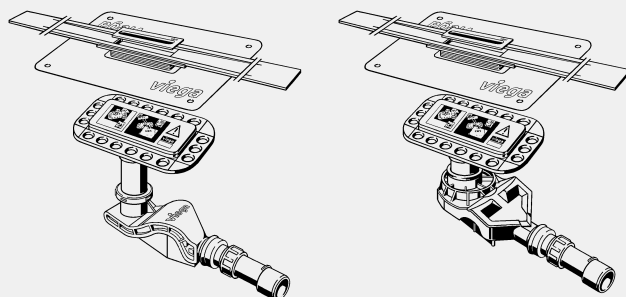
TABLE OF CONTENTS

Overview of Advantix Cleviva shower channels	4
Advantix Cleviva shower channels	
Installation height from 95 mm	5
Advantix Cleviva shower channels accessories	6
Overview of Advantix shower channels	8
Advantix shower channels	
Advantix shower channel installation height from 95 mm, complete models	9
Advantix shower channel base unit	9
Installation height from 95 mm	10
Advantix shower channels accessories	11
Overview of Advantix Vario shower channels	15
Advantix Vario shower channels	
Installation height from 95 mm	16
Advantix Vario shower channels accessories	16
Overview of Advantix Vario shower channels for the wall	19
Advantix Vario shower channels wall	
Installation height from 90 mm	20
Advantix Vario shower channels accessories wall	20

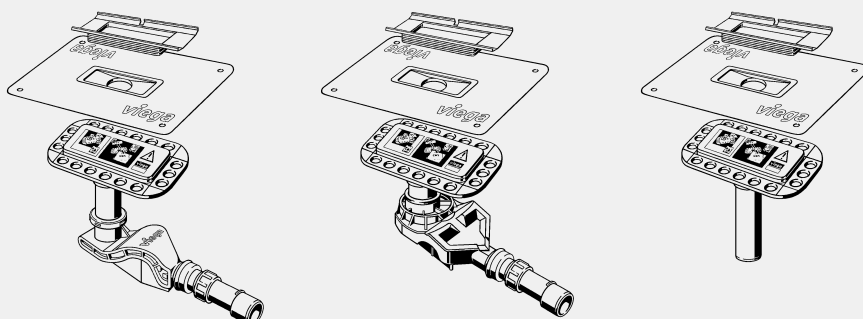


GTIN-Code (Global Trade Item Number previously EAN-code)
 The GTIN number consists of the constant manufacturer number 4015211 and the six-digit article number, in this example 305 611. The exchange of the last six digits for the article number reveals the GTIN code.

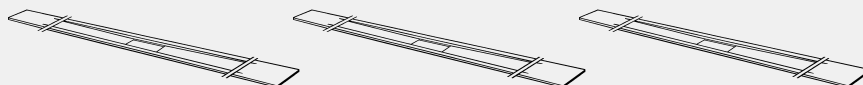
OVERVIEW OF ADVANTIX CLEVIVA SHOWER CHANNELS




4981.10
4981.11



4981.80
4981.81
4981.90

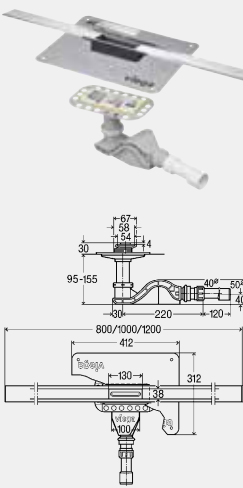


4981.30 800 mm
4981.31 1000 mm
4981.32 1200 mm



4981.50 Visign C1
4981.60 Visign C2

ADVANTIX CLEVIVA SHOWER CHANNELS INSTALLATION HEIGHT FROM 95 MM



Advantix Cleviva Shower channel with Advantix inlay Visign C1
- for bonded sealing (tiled shower), self-levelling coating
- stainless steel 1.4301



Components
shower channel profile, inlay, odour trap, mounting flange, sealing collar pre-assembled at the factory, height adjustment piece, drain pipe, sieve insert, fixing set

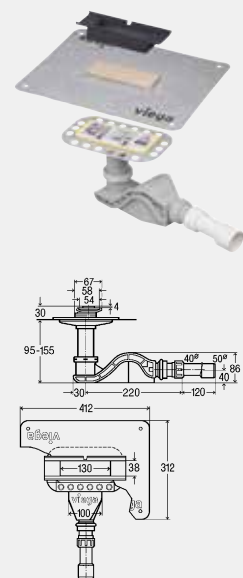
Technical data
load class K=300 kg
water seal height 50 mm
drainage capacity accumulation height 10 mm (in accordance with EN 1253) 0.5–0.65 l/s
drainage capacity accumulation height 20 mm (in accordance with EN 1253) 0.55–0.7 l/s

Note
The indicated drainage capacity will be reached with sieve insert.
This drain model does not allow for adequate screed covering due to the high position of the connection pipe. This has to be taken into account by the planning specialist in good time. A possible on-site solution with regard to the tile size and/or possible casting with epoxy resin must be considered in planning!
quality controlled in accordance with DIN EN 1253

Model 4981.10

L	CH	DN	Version	PU	Article	DG
800	95–155	40/50	brushed	1	794 460	90
1000	95–155	40/50	brushed	1	794 477	90
1200	95–155	40/50	brushed	1	794 484	90

CH = construction height



Advantix Cleviva Shower channel base unit
- for bonded sealing (tiled shower), self-levelling coating
- plastic



Components
odour trap, mounting flange, sealing collar pre-assembled at the factory, height adjustment piece, drain pipe, sieve insert

Technical data
load class K=300 kg
water seal height 50 mm
drainage capacity accumulation height 10 mm (in accordance with EN 1253) 0.5–0.65 l/s
drainage capacity accumulation height 20 mm (in accordance with EN 1253) 0.55–0.7 l/s

Note
The indicated drainage capacity will be reached with sieve insert.
This drain model does not allow for adequate screed covering due to the high position of the connection pipe. This has to be taken into account by the planning specialist in good time. A possible on-site solution with regard to the tile size and/or possible casting with epoxy resin must be considered in planning!
quality controlled in accordance with DIN EN 1253

Model 4981.80

CH	DN	PU	Article	DG
95–155	40/50	1	794 408	90

CH = construction height

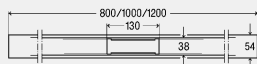
ADVANTIX CLEVIVA SHOWER CHANNELS

ADVANTIX CLEVIVA SHOWER CHANNELS ACCESSORIES



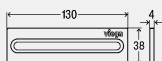
Advantix Cleviva Shower channel profile

- suitable for Advantix Cleviva shower channel base unit model 4981.80
- stainless steel 1.4301



Model	L	Version	PU	Article	DG
4981.30	800	brushed stainless steel	1	794 118	90
4981.30	800	copper/gold-coloured brushed stainless steel	1	794 262 ¹⁾	90
4981.30	800	champagne brushed stainless steel	1	794 279 ¹⁾	90
4981.30	800	black brushed stainless steel	1	794 224 ¹⁾	90
4981.30	800	gold-coloured brushed stainless steel	1	794 248 ¹⁾	90
4981.31	1000	brushed stainless steel	1	794 125	90
4981.31	1000	copper/gold-coloured brushed stainless steel	1	794 323 ¹⁾	90
4981.31	1000	champagne brushed stainless steel	1	794 330 ¹⁾	90
4981.31	1000	black brushed stainless steel	1	794 286 ¹⁾	90
4981.31	1000	gold-coloured brushed stainless steel	1	794 309 ¹⁾	90
4981.32	1200	brushed stainless steel	1	794 132	90
4981.32	1200	copper/gold-coloured brushed stainless steel	1	794 385 ¹⁾	90
4981.32	1200	champagne brushed stainless steel	1	794 392 ¹⁾	90
4981.32	1200	black brushed stainless steel	1	794 347 ¹⁾	90
4981.32	1200	gold-coloured brushed stainless steel	1	794 361 ¹⁾	90

¹⁾ PVD-coated



Advantix Cleviva Shower channel inlay

Visign C1


single inlet opening

- suitable for Advantix Cleviva shower channel base unit model 4981.80
- stainless steel 1.4301

Model 4981.50

Version	PU	Article	DG
brushed stainless steel	1	794 095	90
copper/gold-coloured brushed stainless steel	1	794 040 ¹⁾	90
champagne brushed stainless steel	1	794 156 ¹⁾	90
black brushed stainless steel	1	794 002 ¹⁾	90
gold-coloured brushed stainless steel	1	794 026 ¹⁾	90

¹⁾ PVD-coated



Advantix Cleviva Shower channel inlay

Visign C2

double inlet opening

- suitable for Advantix Cleviva shower channel base unit model 4981.80
- stainless steel 1.4301

Model 4981.60

Version	PU	Article	DG
brushed stainless steel	1	794 101	90
copper/gold-coloured brushed stainless steel	1	794 200 ¹⁾	90
champagne brushed stainless steel	1	794 217 ¹⁾	90
black brushed stainless steel	1	794 163 ¹⁾	90
gold-coloured brushed stainless steel	1	794 187 ¹⁾	90

¹⁾ PVD-coated



Advantix Sound protection element
 - for Advantix bath and floor drains
 - ageing resistant and permanently elastic, dynamic stiffness $\leq 30 \text{ MN/m}^3$
 certified sound protection in accordance with DIN 4109:2016 and VDI 4100
CE-conform
Model 4914.90

L	B	H	PU	Article	DG
500	350	3	1	790 448	72
500	350	8	1	791 650	72

B = width



Drain pipe
 - for connection to the wastewater system, plug-in connection to UK pipe connection (Inch)
 - plastic
 - adhesive
Model 4981.87

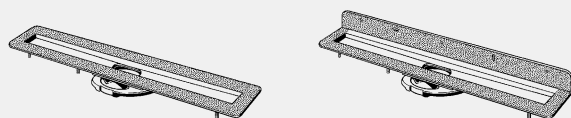
DN	internal-Ø	PU	Article	DG
40/50	43	1	794 897	90



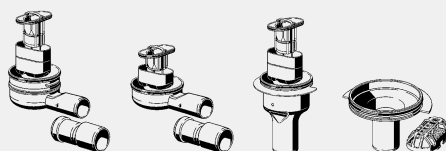
Waste elbow 45°
 - for connection to the wastewater system
 - plastic
 - non-adhesive
Model 6162.99

DN	PU	Article	DG
40/50	1	719 265	10

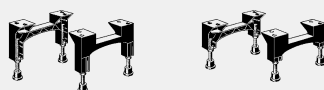
OVERVIEW OF ADVANTIX SHOWER CHANNELS



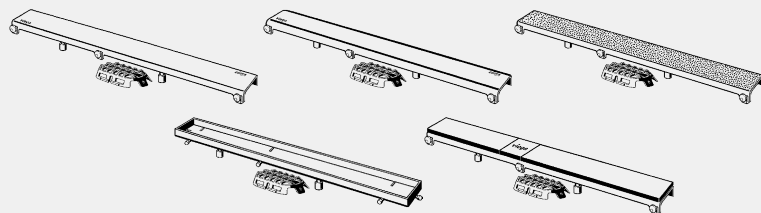
4982.10
4982.20



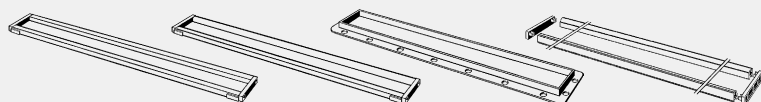
4982.92
4982.93
4982.94
4982.83



4982.90
4982.91



4982.50 / (ER 10)
4982.51 / (ER 10)
4982.60 / (ER 11)
4982.61 / (ER 11)
4982.71 / (ER 12)
4982.70 / (ER 13)
4982.80 / (ER 14)
4982.81 / (ER 14)



4982.30
4982.40
4982.45
4982.96

ADVANTIX SHOWER CHANNELS
ADVANTIX SHOWER CHANNEL INSTALLATION HEIGHT FROM 95 MM, COMPLETE MODELS

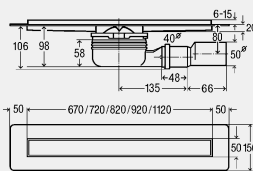


**Advantix Shower channel
with Advantix grate Visign ER10**
- for bonded sealing (tiled shower) or sealing lane
- stainless steel 1.4301

Components
sand-coated sealing flange, polished grate, adjusting feet set, removable odour trap, cleaning possibility for connection line, rotatable drain DN40, adapter to DN50, sieve insert

Technical data
load class K=300 kg
water seal height 50 mm
drainage capacity accumulation height 10 mm (in accordance with EN 1253) 0.5 l/s
drainage capacity accumulation height 20 mm (in accordance with EN 1253) 0.55 l/s
quality controlled in accordance with DIN EN 1253

Model 4983.10



L	PU	Article	DG
750	1/19	753 153	90
800	1/19	753 160	90
900	1/19	753 177	90
1000	1/19	753 184	90
1200	1/19	753 191	90

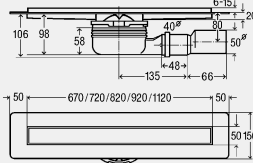


**Advantix Shower channel
with Advantix grate Visign ER13**
- for bonded sealing (tiled shower) or sealing lane
- stainless steel 1.4301

Components
sand-coated sealing flange, grate tileable, adjusting feet set, removable odour trap, cleaning possibility for connection line, rotatable drain DN40, adapter to DN50, sieve insert

Technical data
load class K=300 kg
water seal height 50 mm
drainage capacity accumulation height 10 mm (in accordance with EN 1253) 0.5 l/s
drainage capacity accumulation height 20 mm (in accordance with EN 1253) 0.55 l/s
quality controlled in accordance with DIN EN 1253

Model 4983.20



L	PU	Article	DG
750	1/19	753 207	90
800	1/19	753 214	90
900	1/19	753 221	90
1000	1/19	753 238	90
1200	1/19	753 245	90

ADVANTIX SHOWER CHANNELS
ADVANTIX SHOWER CHANNEL BASE UNIT

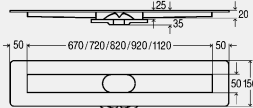


Advantix Shower channel base unit
- for bonded sealing (tiled shower) or sealing lane
- stainless steel 1.4301

Components
sand-coated sealing flange, channel drain connection

Technical data
load class K=300 kg
quality controlled in accordance with DIN EN 1253

Model 4982.10



L	PU	Article	DG
750	1	736 965	90
800	1	736 972	90
900	1	736 989	90
1000	1	736 996	90
1200	1	737 009	90



Advantix Shower channel base unit

wall

- for bonded sealing (tiled shower) or sealing lane
- stainless steel 1.4301

Components

sand-coated angled sealing flange for wall mounting, channel drain connection

Technical data

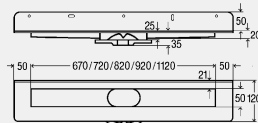
load class K=300 kg

Note

The material thickness of the flange on the wall is 4.5 mm incl. sound protection tape.

quality controlled in accordance with DIN EN 1253

Model 4982.20



L	PU	Article	DG
750	1	737 016	90
800	1	737 023	90
900	1	737 030	90
1000	1	737 047	90
1200	1	737 054	90

ADVANTIX SHOWER CHANNELS INSTALLATION HEIGHT FROM 95 MM



Advantix Shower channel odour trap

- for installation height from 95 mm
- can be shortened after installation as reconstruction model

Components

removable odour trap, cleaning possibility for connection line, rotatable drain DN40, adapter to DN50

Technical data

water seal height 50 mm

drainage capacity accumulation height 10 mm (in accordance with EN 1253) 0.5 l/s

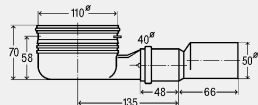
drainage capacity accumulation height 20 mm (in accordance with EN 1253) 0.55 l/s

Note

This drain model in its lowest installation version does not allow for adequate screed covering around the connection pipe. This has to be taken into account by the planning specialist in good time. A possible on-site solution with regard to the tile size and/or possible casting with epoxy resin must be considered in planning!

quality controlled in accordance with DIN EN 1253

Model 4982.92



PU	Article	DG
1	737 573	90



Advantix Shower channel adjusting feet set

Model 4982.90

CH	QS	PU	Article	DG
95-160	2	1	737 559	90

CH = construction height

QS = Quantity per set

ADVANTIX SHOWER CHANNELS ADVANTIX SHOWER CHANNELS ACCESSORIES



- Advantix Shower channel mounting frame angular contour**
- for flooring height of 8–20 mm (tile + adhesive)
 - brushed
 - suitable for Advantix shower channel grate Visign ER10 model 4982.50, 4982.51, Advantix shower channel grate Visign ER13 model 4982.70, Advantix shower channel grate Visign ER12 model 4982.71, Advantix shower channel grate Visign ER14 model 4982.80, 4982.81
 - stainless steel 1.4301
 - height-adjustable

Model 4982.30

L	Version	PU	Article	DG
750	brushed	1	736 804	90
800	brushed	1	736 811	90
900	brushed	1	736 828	90
1000	brushed	1	736 835	90
1200	brushed	1	736 842	90



- Advantix Shower channel mounting frame round contour**
- for flooring height of 8–20 mm (tile + adhesive)
 - brushed
 - suitable for Advantix shower channel grate Visign ER11 model 4982.60, 4982.61, Advantix shower channel grate Visign ER13 model 4982.70, Advantix shower channel grate Visign ER12 model 4982.71, Advantix shower channel grate Visign ER14 model 4982.80, 4982.81
 - stainless steel 1.4301
 - height-adjustable

Model 4982.40

L	Version	PU	Article	DG
750	brushed	1	737 061*	90
800	brushed	1	737 078*	90
900	brushed	1	737 085*	90
1000	brushed	1	737 092*	90
1200	brushed	1	737 108*	90


* = Discontinued, limited availability



- Advantix Shower channel accessory set**
- for natural stone covering 23–36 mm
 - brushed
 - suitable for Advantix shower channel mounting frame model 4982.30, 4982.40

Model 4982.96

Version	PU	Article	DG
brushed	1	745 400	90



- Advantix Shower channel mounting frame**
- for all Advantix shower channel grates, flooring height of 12–15 mm (tile + adhesive)
 - brushed
 - stainless steel 1.4301

Model 4982.45

L	Version	PU	Article	DG
750	brushed	1	745 356	90
800	brushed	1	745 363	90
900	brushed	1	745 370	90
1000	brushed	1	745 387	90
1200	brushed	1	745 394	90



Advantix Shower channel grate

Visign ER10

angular contour

- for flooring height of 6–15 mm (tile + adhesive)
- stainless steel 1.4301
- height-adjustable

Components

adjusting feet set, sieve insert

Model	L	Version	PU	Article	DG
4982.50	750	brushed	1	737 153	90
4982.50	800	brushed	1	737 160	90
4982.50	900	brushed	1	737 177	90
4982.50	1000	brushed	1	737 184	90
4982.50	1200	brushed	1	737 191	90
4982.51	750	polished	1	737 207	90
4982.51	800	polished	1	737 214	90
4982.51	900	polished	1	737 221	90
4982.51	1000	polished	1	737 238	90
4982.51	1200	polished	1	737 245	90



Advantix Shower channel grate

Visign ER11

round contour

- for flooring height of 6–15 mm (tile + adhesive)
- stainless steel 1.4301
- height-adjustable

Components

adjusting feet set, sieve insert

Model	L	Version	PU	Article	DG
4982.60	750	brushed	1	737 252*	90
4982.60	800	brushed	1	737 269*	90
4982.60	900	brushed	1	737 276*	90
4982.60	1000	brushed	1	737 283*	90
4982.60	1200	brushed	1	737 290*	90
4982.61	750	polished	1	737 306*	90
4982.61	800	polished	1	737 313*	90
4982.61	900	polished	1	737 320*	90
4982.61	1000	polished	1	737 337*	90
4982.61	1200	polished	1	737 344*	90

* = Discontinued, limited availability



Advantix Shower channel grate

Visign ER12

- for gluing on a covering of tiles or natural stone at any height
- stainless steel 1.4301
- height-adjustable

Components

adjusting feet set, sieve insert, sand-coated sealing flange

Model 4982.71

L	PU	Article	DG
750	1	737 405	90
800	1	737 412	90
900	1	737 429	90
1000	1	737 436	90
1200	1	737 443	90



Advantix Shower channel grate

Visign ER13

- for insertion of a surface of tile or natural stone of any height
- stainless steel 1.4301
- height-adjustable, surrounding frame 10 mm

Components

adjusting feet set, sieve insert

Model 4982.70

L	PU	Article	DG
750	1	737 351	90
800	1	737 368	90
900	1	737 375	90
1000	1	737 382	90
1200	1	737 399	90



Advantix Shower channel grate

Visign ER14

- for flooring height of 6–18 mm (tile + adhesive)
- tempered glass (TG)
- height-adjustable

Components

adjusting feet set, sieve insert, stainless steel element squared

Model	L	Version	PU	Article	DG
4982.81	750	clear/light grey glass	1	737 504*	90
4982.81	800	clear/light grey glass	1	737 511*	90
4982.81	900	clear/light grey glass	1	737 528*	90
4982.81	1000	clear/light grey glass	1	737 535*	90
4982.81	1200	clear/light grey glass	1	737 542*	90
4982.80	750	clear/black glass	1	737 450*	90
4982.80	800	clear/black glass	1	737 467*	90
4982.80	900	clear/black glass	1	737 474*	90
4982.80	1000	clear/black glass	1	737 481*	90
4982.80	1200	clear/black glass	1	737 498*	90

* = Discontinued, limited availability



Adapter

- for connection to UK pipe connection (Inch)
- plastic
- adhesive

Note

Suitable for all Advantix shower channels, Advantix bath and floor drains as well as drains for bath-tubs and showers with threaded connection DN40.

Model 4982.11



DN	internal-Ø	PU	Article	DG
40	38.1	1	759 155	90



Advantix Mounting adhesive

- for Advantix shower channel made of stainless steel, Advantix corner drain, ultra-flat bath drain with Schlüter-KERDI sealing collar

Model 4938.22

contents [ml]	PU	Article	DG
290	1	571 788	72



Advantix Sealing tape

- for Advantix shower channel made of stainless steel

Model 4964.95

L	B	H	PU	Article	DG
5000	125	0.1	1	619 121	90

B = width

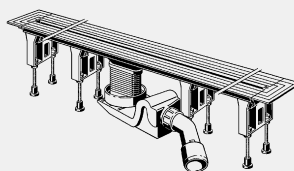
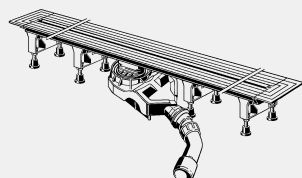


Advantix Extension set
 - for Advantix shower channel grate,
 extension (15–25 mm) when using
 natural stone covering
Model 4971.70

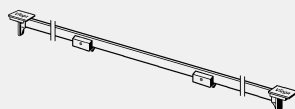
QS	PU	Article	DG
8	1	593 933	90

QS = Quantity per set

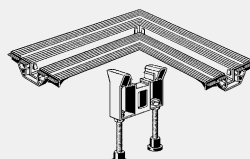
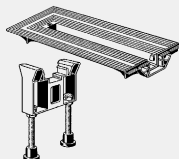
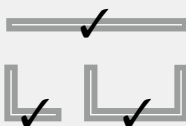
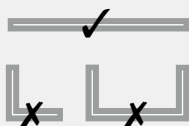
OVERVIEW OF ADVANTIX VARIO SHOWER CHANNELS



4966.10
4965.10

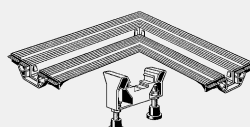
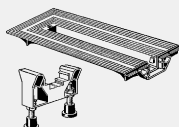


4965.30 Visign SR1

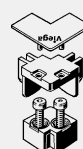
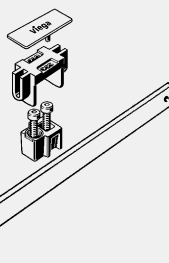


4965.12

4965.16
4966.16



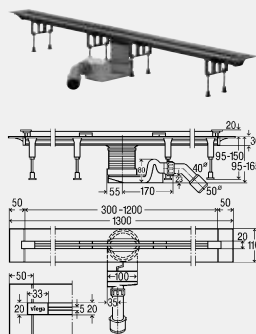
4965.14
4966.14



4965.50
4965.60 Visign SR1
4965.51

ADVANTIX VARIO SHOWER CHANNELS

INSTALLATION HEIGHT FROM 95 MM



Advantix Vario Shower channel base unit continuously cut to length

- for bonded sealing (tiled shower) or sealing lane
- high-quality plastic

Components

adjusting feet set, closing caps, drain set with good self-cleaning property, height-adjustable standing grate holder, height adjustment piece, sealing flange, sealing accessories, saw guide

Technical data

water seal height 50 mm

drainage capacity accumulation height 10 mm (in accordance with EN 1253) 0.4 l/s

drainage capacity accumulation height 20 mm (in accordance with EN 1253) 0.8 l/s

Note

This drain model in its lowest installation version does not allow for adequate screed covering around the connection pipe. This has to be taken into account by the planning specialist in good time. A possible on-site solution with regard to the tile size and/or possible casting with epoxy resin must be considered in planning!

quality controlled in accordance with DIN EN 1253

Model 4965.10

L	CH	DN	PU	Article	DG
300-1200	95-150	40/50	1	686 277	90

CH = construction height

ADVANTIX VARIO SHOWER CHANNELS

ADVANTIX VARIO SHOWER CHANNELS ACCESSORIES



Advantix Vario Shower channel standing grate

Components

mounting accessories, sieve insert

Model	Visign	L	Version	PU	Article	DG
4965.30	SR1	300-1200	brushed	1	686 284	90
4965.31	SR2	300-1200	polished	1	686 291	90
4965.32	SR3	300-1200	black	1	711 870	90
4965.33	SR4	300-1200	white	1	711 887	90



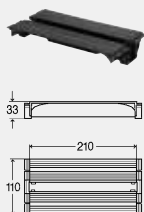
Advantix Vario Shower channel accessory set

- for natural stone covering 20-33 mm (tile + adhesive)

Model 4965.80

QS	PU	Article	DG
2	1	686 321	90

QS = Quantity per set



Advantix Vario Connection piece

- for connection of two shower channels

- suitable for Advantix Vario shower channel base unit model 4965.10

- high-quality plastic

Model 4965.12

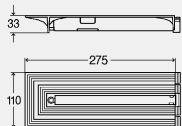
L	B	PU	Article	DG
210	110	1	708 917	90

B = width



- Advantix Vario End closing piece**
- for extension
 - suitable for Advantix Vario shower channel base unit model 4965.10
 - high-quality plastic

Components
 adjusting foot, spacer, sealing tape, mounting accessories
Model 4965.16

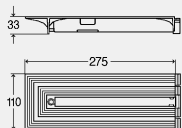


L	B	PU	Article	DG
275	110	1	708 931	90

B = width



- Advantix Vario End closing piece
 70 mm
 (reconstruction model)**
- for extension
 - high-quality plastic
- Components**
 adjusting foot, spacer, sealing tape, mounting accessories
Model 4966.16



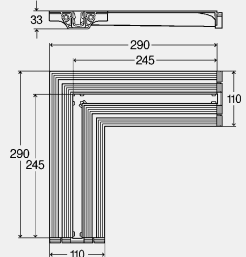
L	B	PU	Article	DG
275	110	1	721 695	90

B = width



- Advantix Vario Connection piece
 90°**
- for connection of two shower channels
 - suitable for Advantix Vario shower channel base unit model 4965.10
 - high-quality plastic

Components
 adjusting foot, spacer, sealing tape, mounting accessories
Model 4965.14

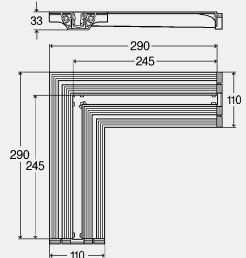


L1	L2	B	PU	Article	DG
290	290	110	1	708 924	90

B = width



- Advantix Vario Connection piece
 90°
 70 mm
 (reconstruction model)**
- for connection of two shower channels
 - high-quality plastic
- Components**
 adjusting foot, spacer, sealing tape, mounting accessories
Model 4966.14



L1	L2	B	PU	Article	DG
290	290	110	1	721 688	90

B = width



Advantix Vario Shower channel standing grate set

- suitable for Advantix Vario connection piece 90° model 4965.14, Advantix Vario end closing piece model 4965.16, Advantix Vario connection piece 90° model 4966.14, Advantix Vario end closing piece model 4966.16
- stainless steel 1.4301

Components

mounting accessories

Model	Visign	L	Version	PU	Article	DG
4965.60	SR1	200	brushed	1	711 832	90
4965.61	SR2	200	polished	1	711 849	90
4965.62	SR3	200	black	1	711 856	90
4965.63	SR4	200	white	1	711 863	90



Advantix Vario Accessory set

- suitable for Advantix Vario connection piece model 4965.12, Advantix Vario connection piece 90° model 4965.14, Advantix Vario end closing piece model 4965.16, Advantix Vario connection piece 90° model 4966.14, Advantix Vario end closing piece model 4966.16

Model 4965.50

Version	PU	Article	DG
brushed	1	711 795	90
polished	1	711 801	90
black	1	711 818	90
white	1	711 825	90



Advantix Vario Accessory set

- suitable for Advantix Vario connection piece 90° model 4965.14, 4966.14

Model 4965.51

Version	PU	Article	DG
brushed	1	711 788	90
polished	1	711 757	90
black	1	711 771	90
white	1	711 764	90



Advantix Vario Accessory set

- for natural stone covering 20–33 mm (tile + adhesive)
- suitable for Advantix Vario accessory set model 4965.50, Advantix Vario shower channel standing grate set model 4965.60, 4965.61, 4965.62, 4965.63

Model 4965.40

PU	Article	DG
1	711 894	90



Advantix Vario Accessory set

- for natural stone covering 20–33 mm (tile + adhesive)
- suitable for Advantix Vario accessory set model 4965.51

Model 4965.44

PU	Article	DG
1	711 900	90



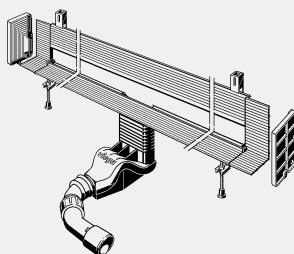
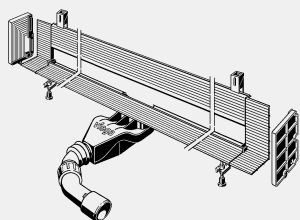
Advantix Vario Cleaning device

- for plunger

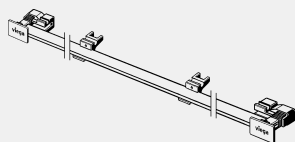
Model 4965.91

PU	Article	DG
1	689 711	90

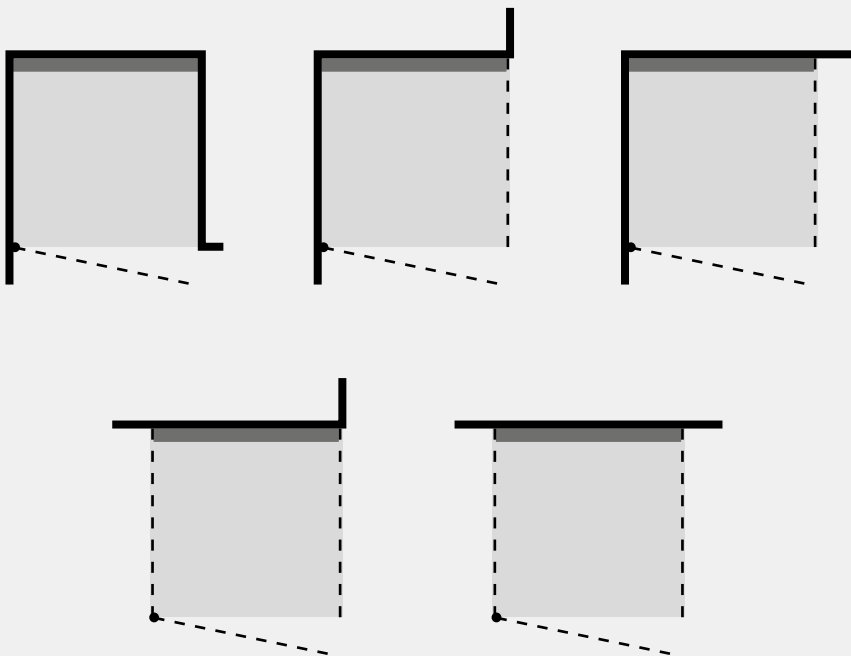
OVERVIEW OF ADVANTIX VARIO SHOWER CHANNELS FOR THE WALL



4968.10
4967.10



4967.30 Visign SR1



ADVANTIX VARIO SHOWER CHANNELS WALL INSTALLATION HEIGHT FROM 90 MM



Advantix Vario Shower channel base unit wall

continuously cut to length

- for bonded sealing (tiled shower) or sealing lane
- high-quality plastic

Components

adjusting feet set, 4 closing pieces, drain set with good self-cleaning property, tile finishing strip flexibly adaptable, removable sieve insert, tile protection and control tool, cleaning brush, sealing flange, sealing accessories, saw guide

Technical data

water seal height 50 mm

drainage capacity accumulation height 10 mm (in accordance with EN 1253) 0.45 l/s

drainage capacity accumulation height 20 mm (in accordance with EN 1253) 0.6–0.75 l/s

install depth 25 mm

Note

This drain model in its lowest installation version does not allow for adequate screed covering around the connection pipe. This has to be taken into account by the planning specialist in good time. A possible on-site solution with regard to the tile size and/or possible casting with epoxy resin must be considered in planning!

quality controlled in accordance with DIN EN 1253

Model 4967.10

L	CH	DN	PU	Article	DG
300–1200	90–160	40/50	1/32	736 552	90

CH = construction height

ADVANTIX VARIO SHOWER CHANNELS WALL ADVANTIX VARIO SHOWER CHANNELS ACCESSORIES WALL



Advantix Vario Shower channel standing grate wall

- suitable for Advantix Vario shower channel base unit wall model 4967.10
- stainless steel 1.4301

Components

mounting accessories

Model	Visign	L	Version	PU	Article	DG
4967.30	SR1	300–1200	brushed	1	736 569	90
4967.31	SR2	300–1200	polished	1	736 576	90
4967.32	SR3	300–1200	black	1	736 583	90
4967.33	SR4	300–1200	white	1	736 590	90



Advantix Vario Shower channel accessory set wall

- suitable for Advantix Vario shower channel standing grate wall model 4967.30, 4967.31, 4967.32, Advantix Vario shower channel standing grate model 4967.33

Model 4967.86

L	Version	PU	Article	DG
300–1200	brushed	1	736 606	90
300–1200	polished	1	736 613	90
300–1200	black	1	736 620	90
300–1200	white	1	736 637	90